



# Welcome to Reception Autumn 1 Newsletter 2024

Wishing you a warm welcome to Priory Rise – Reception year. We hope your child has settled well and is enjoying their time with us. This half term our topics are 'How to use our new environment, Black History and Jungle Safari'. Here is some information about the skills and knowledge your child will be learning during this half term.

## Our Curriculum

Here you will be able to find out the details about what your child will be learning week by week. We have included the books and songs we will focus on. If you have any questions, please ask.

## Weeks 1 & 2

- ☺ Induction and Home Visits


## Weeks 3, 4 & 5

- ☺ Introduction to the setting.
- ☺ Following our school Golden Rules.
- ☺ Exploring the various areas within the setting.
- ☺ Looking after resources.
- ☺ Making effective and respectful friendships.
- ☺ Baseline Assessments.
- ☺ Phonics - Phase 2 /s/a/t/p/i/n/m/d/
- ☺ Reading books about starting school.
- ☺ Develop a secure pincer grip. Practise writing grapheme which corresponds with initial phoneme in words.
- ☺ Song of the week – [Nursery Rhymes](#)



## Week 6 Black History

- ☺ Understanding equality and celebrating differences.
- ☺ Learning about past black heroes and the difference they made to society.
- ☺ Phonics - /ck/e/u/r/ Tricky Word - I
- ☺ Reading 'Hair Love' by Matthew Cherry and 'Jubari Jumps' by Gaia Cornwall
- ☺ Making effective word choices and using plurals and tenses appropriately when building sentences orally.
- ☺ Discussion over what is fair and what is not.
- ☺ Sharing views on how to treat others fairly.
- ☺ Explaining and describing feelings.
- ☺ Song of the week - [Wind the Bobbin Up](#)



## Week 7 Community week on the theme of Jungle Safari

- ☺ How to keep oneself safe on a visit.
- ☺ Deciding on name for class bear.
- ☺ Trip to CMK - walk from The Hub to Build-a-Bear, make a class bear, visit CMK library.
- ☺ Phonics - /h/b/f/l/ Tricky Word - the.
- ☺ Reading the 'Monkey Puzzle' by Julia Donaldson.
- ☺ Introduce hearing other phonemes in sequence and understanding how to write graphemes to match phonemic sequence. Discussion about places visited and activities taken part in.
- ☺ Explaining where we would like to go in future.
- ☺ Song of the week - [One Man Went to Mow](#)

## Numbers & Patterns

Weeks 1, 2, 3 & 4

- ☺ Home Visits, Baseline and Induction

Weeks – 5, 6 & 7

- ☺ To develop, good noticing skills when looking at amounts, comparing similarities and differences.
- ☺ To create pairs and using similarities and difference to classify.
- ☺ To decide how to group objects and creating rules for these.
- ☺ To learn to give reason for their choices and explain why.



## Art – Concentric Circles

- ☺ Studying the famous painting by Kandinsky
- ☺ Developing drawing circles, colour mixing and brush stroke skills/techniques.
- ☺ Producing a showstopper based on the work of Kandinsky- Squares with Concentric Circles.



## PSHE through our whole school programme - Jigsaw

Our theme this half term across the school is Being Me in My World.

- ☺ Meditation, looking after own wellbeing and calming strategies.
- ☺ Understanding where I belong.
- ☺ To begin to understand how we are different from our friends.



## Music

- ☺ Begin to use musical vocabulary, e.g. pulse, rhythm, tempo.
- ☺ To learn the names of a variety of non-pitched percussion instruments.  
Begin to play along with a pulse.
- ☺ Begin to develop an enjoyment of music.



## PE – Ball Skills

- ☺ To be able to move in different ways, hopping, running, jumping etc.
- ☺ To begin to develop a more fluent style of moving.
- ☺ To begin to manage the large open space in the small/large halls.
- ☺ To manage a range of equipment such as ball, hoops, beanbags and small balls.

## Home Visits

Thank you to all our families for welcoming us into your home. It was a wonderful opportunity and a privilege for us to finally be able to meet you and be able to chat informally about this important transition for your child. We hope you found the visit useful too.



### P.E. Sessions

Children will take part in 2 x P.E. sessions per week, outside as much as the weather permits. Our specialist P.E. coaches Mr Elkington and Mr Smyth will take these sessions. Your child will need P.E. kit for both sessions and should come to school dressed in their kit, which they will keep on for the day. Your child will need all black trainers, blue shorts or black/grey joggers if cooler, a white PE t-shirt and a blue hoodie/fleece.

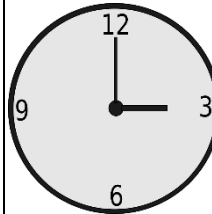
### Star Boards

Celebrate something special that your child manages at home by completing a star for your child to share with their class and we will add it to the class display. We gave you a sheet of stars during the home visit. Simply write a short note about the achievement, add your child's name, cut out and send to school. Let us know if you need extra stars and we will pop some into your child's book bag.



### Welcoming Parents

We will be welcoming parents into the class for class drop off for the first part of the year. From Monday 11<sup>th</sup> November, we will move to dropping at Gate 6. Until then when the gate is opened at 8.30am by Mr Dickens please feel free to come on in. To try to speed this up in the morning please use both doors. If you feel your child is independent enough to come in by themselves, we are happy for you to drop them at the door so they may come the rest of the way by themselves and manage their belongings. Due to fire regulations buggies cannot be brought into the building during this time.



### Collection

As we move to fulltime days, we will no longer be using the nursery exit, but the doors from the classroom directly onto the bottom playground. Please enter through gate 7 and stand near your child's classroom. We will dismiss children to the parents at the front of the queue. Please don't forget that school finishes at 3pm. Thank you. Please can you ensure all adults that are collecting have been given permission on Arbor.



### Creative Modelling

The children love to make and create models from junk modelling. We would love to accept any donations of small box packaging, old gift bags, ribbons, card or anything else you think they might be able to get creative with. Sadly, we cannot accept the cardboard tubes from toilet rolls or anything that has contained nuts, meat or dairy.

### Clothing

Please label all your child's belongings. Remember much of the uniform is the same, so it is difficult to tell whom items belong to. The shoes are particularly important now the children are having P.E. lessons as when they take these off these they can easily be muddled with others thank you ♡.



### Jungle Dress-up Day

The rest of the school had a dress up day themed around 'Into the jungle' during the first week of term. Our dress up day will be Wednesday 23<sup>rd</sup> October once we are all settled. Children may choose to dress up if they wish following the same theme of anything jungle related.



### Class Bear

At Build-A-Bear each class will have the opportunity to make a class bear whom they will name through class vote, then throughout the course of the year each child will have the opportunity to bring the class bear home for the weekend for 3 sleeps. The bear will be washed between home visits. You may choose to keep a diary of the time that the class bear came to visit for your child to share with their class.

### Year Group Email Address

We have a year group email address...

[reception@prioryrise.milton-keynes.sch.uk](mailto:reception@prioryrise.milton-keynes.sch.uk)

which can be used to get in touch with us. Please be aware that when we are teaching the email address will not be attended to.

### Personal Care

We would expect children who are starting the Reception year to be independent or almost independent in managing their toileting needs. The exception to this would be any child with a medical need. As mentioned in the induction information, we can manage children who have the odd accident - maybe because they are engrossed in their play or anyone with a care-plan because of their medical need - but we are unable to manage children who are yet to be toilet trained by their parents at home. If your child is not yet independent, please work with them to support them to achieve this as soon as possible. For some useful tips please see the website [www.eric.org.uk/poo-and-wee](http://www.eric.org.uk/poo-and-wee)

### Red Books


We will provide your child with a small red book. The book should be kept with your child's reading book and will predominately be used by you as a record of your child's reading. Please record the titles of the books your child has read so we do not issue them the same one again. If you have time, you could also make a note of how they got on with the reading. Occasionally, we may make comments too.

### Numbers and Patterns

As with reading and writing we will begin to assess your child in maths. We will look at knowledge of numbers and how they can apply these, as well as how well your child works with shape, space and measures. We will then begin our daily Numbers and Patterns sessions.


### Phonics Workshop

To support each child with reading and phonic acquisition we will hold a Phonics workshop, 5pm Wednesday 25<sup>th</sup> September, in the main hall. This workshop will inform you all about how we deliver our phonics programme - Little Wandle, and how your child will be taught to read and write, giving tips for how you can support them at home.



### Reading Books

Once the all the children are in class and settled, we will begin to informally assess the children in their reading ability, tricky word knowledge and aptitude for phonics. Once this has been completed, we will begin our daily phonics, reading and writing sessions. To coincide with this and to support this, your will be given a reading book to bring home and share with you. Please note this book will be their guided reading book and it is important that it comes to school **every day**. Alongside their guided reading book, each child will have a sharing book for you to enjoy at home. Please put both books along with their red reading record in the into the basket at registration. Please make a note of the book titles your child has read in their red contact book, so we can avoid any repeats.



### Book Bags

All children will need a book bag to transport books, letters, and any artwork they bring home. Book bags are available from the school office; however, an alternative rucksack or bag from home will be appropriate if it is big enough to contain a library book. Sadly, children will not be able to take their reading/library books home

until they have a suitable bag to transport them in. Rucksacks can be kept on pegs whilst children with bookbags will put them in their trays in the classrooms.

### Reading

Some facts about reading, as your child continues along their magical text journey which will open the world to them.

- For a new skill to become automatic or for new knowledge to become long lasting, sustained practice is needed.
- Children will need good reading role models.
- Children will need access to lots of different reading material.
- Small daily acts of reading matter, gaps can quickly open.
- Children who are read to daily hear over a million more words than children who are not.
- Reading should be a pleasurable experience.
- Support and model to your child until they are confident, this may take longer than you expect, be patient.

### Snacks and Water Bottles

Each day we will offer your child a school snack which will be a piece of fruit or veg. Your child will not need an additional snack from home during the school day. Children from Years 1-6 may have additional fruit from home, that they are able to manage themselves. Please provide your child with a named water bottle each day filled with water not squash. Many children have been bringing water bottles but some of these are not yet named.

### Parent Consultation Meetings

We have 2 evenings scheduled...

Tuesday 19<sup>th</sup> November

Wednesday 20<sup>th</sup> November

More details to follow nearer the time.



### Reception Baseline Assessment

The Reception Baseline assessment became statutory in schools from September 2021. This is an interactive 1:1 assessment which is designed to measure your child's starting point. We will be carrying out this assessment over the coming weeks and will send out the report - generated by the assessment - to you once finished. See the Information for Parents Booklet on the link below.

[www.gov.uk/government/publications/reception-baseline-assessment-information-for-parents](http://www.gov.uk/government/publications/reception-baseline-assessment-information-for-parents)

### Values

Each month we focus on a different value across the school. There are 33 school values in total that rotate on a 3-year cycle, please see the school website for more information. This term our values are Integrity (September), Co-Operation (October), Humility (November), Faith (December).



### Our Book Reviews this half term



Miss Leaney recommends – [The Gecko and the Echo](#) – R. Bright

Goldy the gecko has a BIG personality and dreams of one thing, and one thing only - to be a STAR. On the sunny island paradise this gecko calls home, it's always The Goldy Show from first light to midnight. Feeling underappreciated Goldy sets off to find a new audience for his stardom. But the road to fame can be a lonely, winding path, and easy to be dazzled by the limelight and lose sight of the world around you.




**Mrs Benham-Smith recommends – I Want My Hat Back – J. Klassen**

The bear’s hat is gone, and he wants it back. Patiently and politely, he asks the animals he comes across, one by one, whether they have seen it. Each animal says no, some more elaborately than others. But just as the bear begins to despond, a deer comes by and asks a simple question that sparks the bear’s memory. This story includes humour, morals and an ending to discuss!



**Mrs Woods recommends - The Bad Seed – J. John**

This is a book about a bad seed. He has a bad temper, bad manners, and a bad attitude. He’s been bad since he can remember! This seed never listens. But what happens when one mischievous little seed changes his mind about himself, and decides that he wants to be—happy? The Bad Seed: a funny yet touching tale that reminds us of the remarkably transformative power of will, acceptance, and just being you. Bad Seed proves that positive change is possible for each and every one of us.



**Miss Giles recommends – The Baddies – J. Donaldson**

The newest addition to my Julia Donaldson collection – The Baddies! I have enjoyed sharing this book with my nieces. This story is about the meanest, nastiest ghost, witch and troll in the land. They just love being bad, and fight over who is the worst. When a little girl moves into a nearby cottage, the baddies can’t wait to scare her. But the little girl quickly shows them that you don’t have to be big to be brave, and baddies do not always win. This book is great for spotting rhyming words with pictures on every page and lots of details to spot.

**Tapestry**

We are very pleased with how Tapestry seems to be working so far. Hopefully, you have all been able to access your child’s learning journey having successfully activated your account. If you have not been able to do this, please speak to your child’s class teacher for some help. Thank you to all the parents who have commented on and liked different aspects and to some for their amazing posts of what your child does at home – we have loved seeing these. Please feed back to us your thoughts on how you think it is going.



Here is a quick reminder of the Tapestry code of conduct we chatted to you about at your 1:1 visit.

**Code of Conduct**

- ☺ The online learning journey is used to solely record your child’s learning and achievements.
- ☺ It is not to be used as a general communication tool between home and school.
- ☺ If you have any concerns about your child or their Learning Journey please speak to your child’s key person/class teacher.
- ☺ The contents should not be shared on any social media websites.
- ☺ Photos should not be screen shot and reposted elsewhere.
- ☺ Rights to be able to post in learning journeys will be removed if these guidelines are not adhered to.
- ☺ Comments posted must be positive.

You will be able to download the full contents when your child leaves the school or moves into Year One, before their account is archived. This is a lovely keepsake for you ☺.

**Routines**

- Each class will visit the library for a regular session every week. Your child will be able to borrow a book, bring it home and return it the following week. Non return of books will incur a charge so please ensure you look after it.
- Library days: Beetles – Mondays, Honeybees – Mondays and Fireflies – Tuesdays.
- Music in the music room with Mrs. Horwood on Wednesday mornings.

- PE Sessions with Mr Elkington and Mr Smyth on Thursday and Friday mornings – children come to school dressed in PE kit.
- All PPA (teacher time for planning, preparation and assessment) sessions will be covered by our amazing HLTA Miss Smith. Miss Leaney will take PPA on Thursday mornings, Mrs. Woods will take PPA on Wednesday and alternating Monday mornings and Miss Giles on Friday mornings.

### **Staffing**

- Beetles: Mrs Woods (Reception & Nursery leader) & Mrs Wright (teaching assistant)
- Fireflies: Miss Giles (class teacher) & Ms Tyrrell (teaching assistant)
- Honeybees: Miss Leaney (class teacher) & Mrs Lawrence (teaching assistant)
- Our HLTA Miss Smith will teach across all 3 classes.